

# How to install a VideoManager language pack

## History

Rev	Date
01	2020-02-27
02	2020-06-10
03	2021-05-04
04	2021-11-03
05	2023-10-19
06	2024-03-18

## Contents

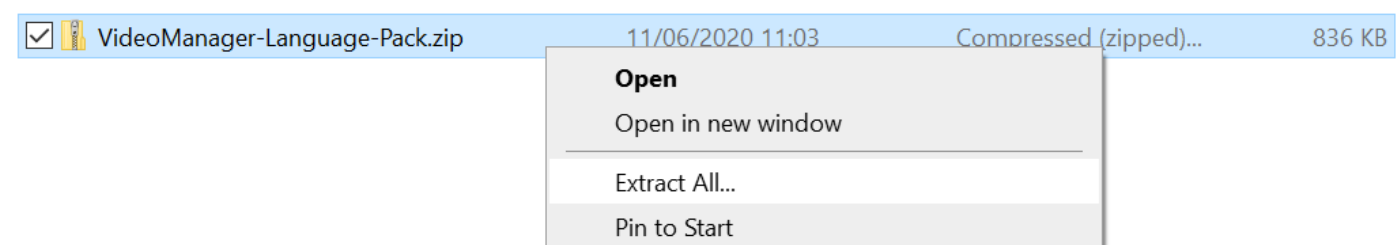
[Extract the language file from the ZIP folder](#)

[Import the language file into VideoManager](#)

[Use the language file](#)

## Extract the language file from the ZIP folder

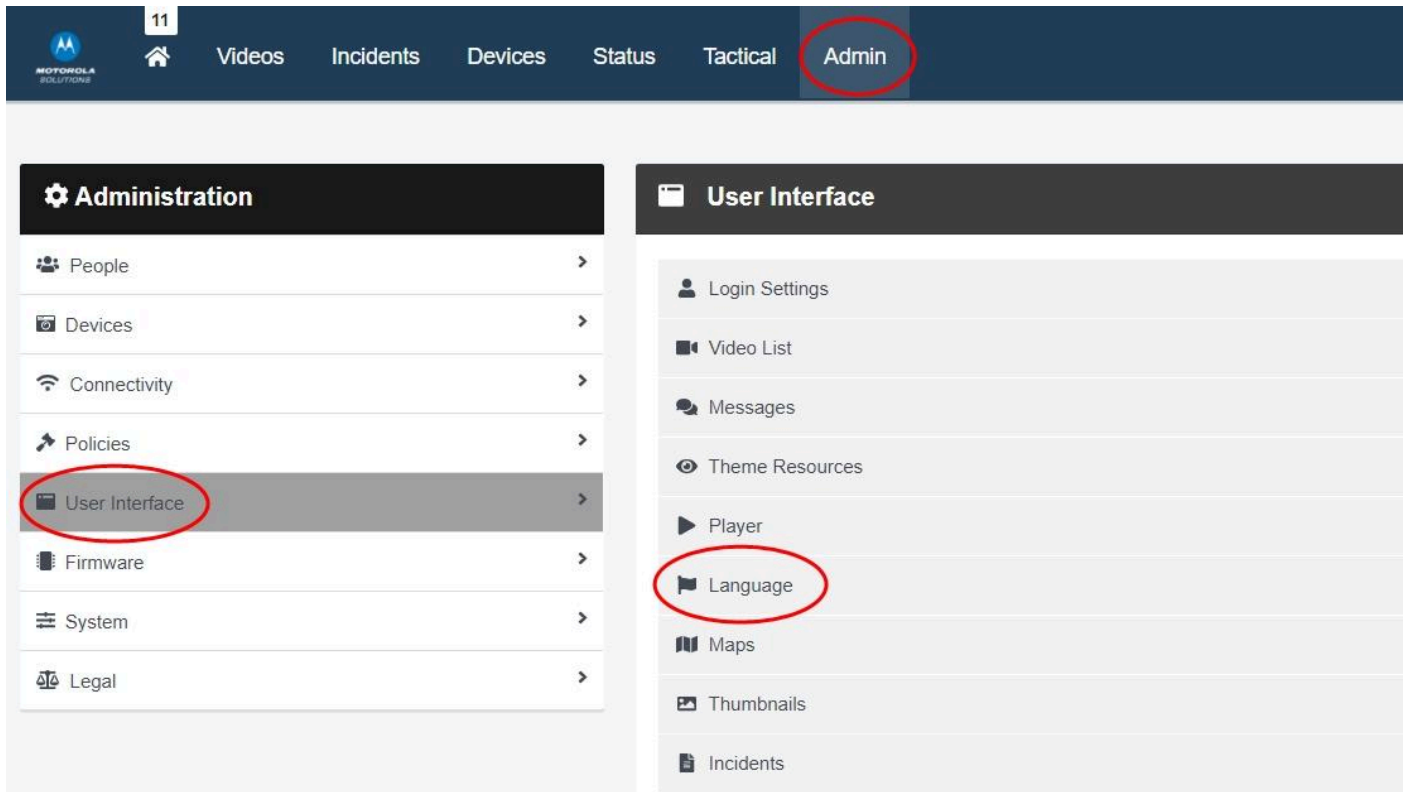
To use a VideoManager language file, you must first download the language folder and unzip it to a suitable folder on your PC. To do so, right-click on the folder and select *Extract All...*



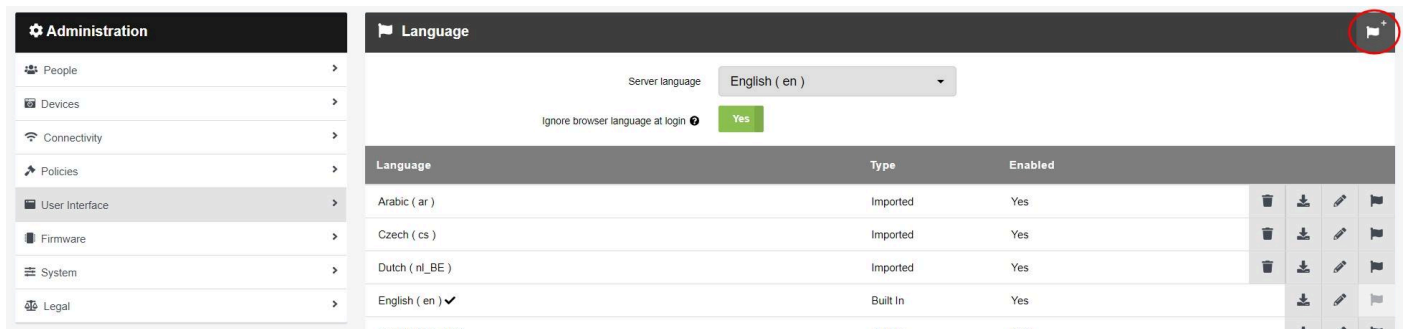
## Import the language file into VideoManager

The language file can now be imported into VideoManager. To do so:

1. On VideoManager, navigate to the *Admin* tab.
2. Select the *User Interface* pane.
3. Click the *Language* section.



4. Click *Import Language File*.



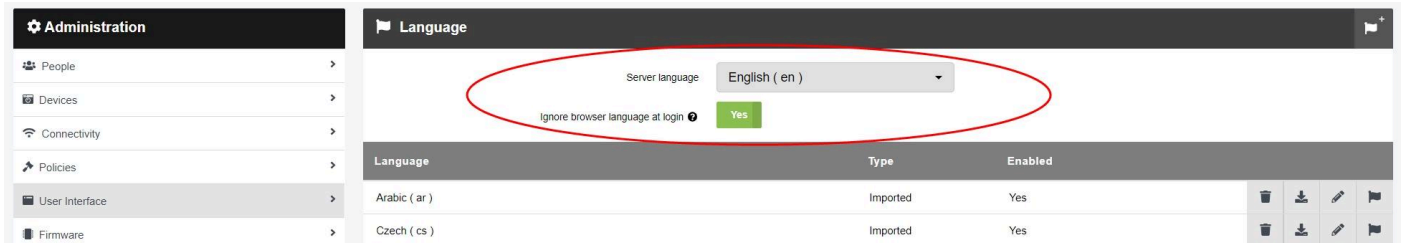
5. Click *Choose File*, and select the previously-downloaded language file.
6. Click *Import*.

If the import has been successful, the language file will appear in the *Language* section.

# Use the language file

Once the language file has been imported, you can set it as the default for all users on VideoManager. You can also determine whether VideoManager will detect and use the browser language when possible. To do so:

1. On VideoManager, navigate to the *Admin* tab.
2. Select the *User Interface* pane.
3. Click the *Language* section.
4. From the *Server Language* dropdown, select the previously-imported language file.
5. If *Ignore Browser Language at Login* is set to *Yes*, VideoManager will always use the server language file. If set to *No*, VideoManager will first detect the browser's language and use it if it is available.



6. Click *Save Settings*.

## Intellectual Property and Regulatory Notices

### Copyrights

The Motorola Solutions products described in this document may include copyrighted Motorola Solutions computer programs. Laws in the United States and other countries preserve for Motorola Solutions certain exclusive rights for copyrighted computer programs. Accordingly, any copyrighted Motorola Solutions computer programs contained in the Motorola Solutions products described in this document may not be copied or reproduced in any manner without the express written permission of Motorola Solutions.

No part of this document may be reproduced, transmitted, stored in a retrieval system, or translated into any language or computer language, in any form or by any means, without the prior written permission of Motorola Solutions, Inc.

### Trademarks

MOTOROLA, MOTO, MOTOROLA SOLUTIONS, and the Stylized M Logo are trademarks or registered trademarks of Motorola Trademark Holdings, LLC and are used under license. All other trademarks are the property of their respective owners.

### License Rights

The purchase of Motorola Solutions products shall not be deemed to grant either directly or by implication, estoppel or otherwise, any license under the copyrights, patents or patent applications of Motorola Solutions, except for the normal non-exclusive, royalty-free license to use that arises by operation of law in the sale of a product.

### Open Source Content

This product may contain Open Source software used under license. Refer to the product installation media for full Open Source Legal Notices and Attribution content.

### European Union (EU) Waste of Electrical and Electronic Equipment (WEEE) Directive



■ The European Union's WEEE directive requires that products sold into EU countries must have the crossed out trash bin label on the product (or the package in some cases).

As defined by the WEEE directive, this cross-out trash bin label means that customers and end-users in EU countries should not dispose of electronic and electrical equipment or accessories in household Waste.

Customers or end-users in EU countries should contact their local equipment supplier representative or service centre for information about the waste collection system in their country.

### Disclaimer

Please note that certain features, facilities, and capabilities described in this document may not be applicable to or licensed for use on a specific system, or may be dependent upon the characteristics of a specific mobile subscriber unit or configuration of certain parameters. Please refer to your Motorola Solutions contact for further information.

© 2024 Motorola Solutions, Inc. All Rights Reserved